

42E Series



DECORATIVE STYLE ELECTRONIC FAN/LIGHT WALL BOX TIME SWITCH

The MARKTIME® 42E Series is designed with a contemporary style used for “independently” controlling a light and a pre-set fan delay time for residential and institutional projects. The switch operates motor loads such as an exhaust fan up to 1/6 hp and incandescent lighting or heat lamp up to 500 watts.

APPLICATIONS

The MARKTIME® 42E Series fan/light time switch has been designed to be used in bathrooms, conference rooms, schools, offices and hotels. The 42E Series can be used in many applications in combination with exhaust fans, lights, and heat lamps, whether in residential or institutional environments.


FEATURES

- Dual switch functionality
 - Light On or Off
 - Fan Time Delay with pre-set ranges of 20, 40, and 60 minutes
- Illuminated for locating in darkened areas
- 120 VAC, 1/6 hp (4.4 amp max.) motor load, 500 watts incandescent light
- Purchase package includes both white and ivory switch overlays
- Switch overlay contains adhesive backing for affixing desired color at installation
- Wall plate sold separately

ORDERING PART NO.	SWITCHING
42601	2 - Function



White and Ivory switch overlays included in purchase package.

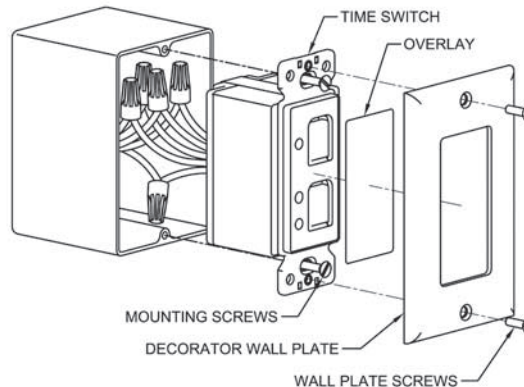
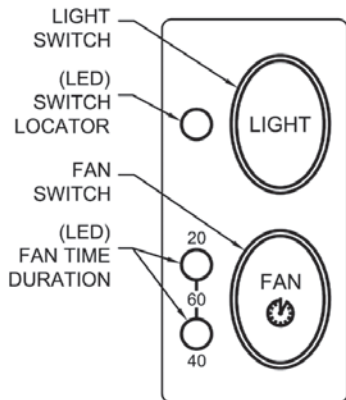


Illuminated for locating in darkened areas.

M.H. Rhodes
105 Nutmeg Road South
South Windsor, CT 06074

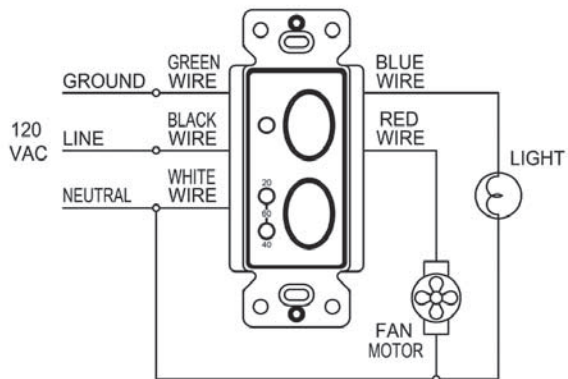
Tel: (860) 291-8402
Fax: (860) 610-0897
www.mhrhodes.com

SPECIFICATIONS AND RATINGS



RATINGS	
Input Voltage	120 VAC
Output Ratings	1/6 hp (4.4 amp max.) motor load; 500 watts incandescent
Operating Temperature	32°F to 131°F (0°C to 55°C)

WIRING DIAGRAM



Shown with decorative wall plates. (Wall plates sold separately)


 Brand of Energy Saving Products

Complete line of wall box timers, fan/light switches, solid state timers, professional bell and time switches, and programmable digital timers.

